

How to schedule your screening at a Quest Diagnostics Patient Service Center (PSC)

- Visit My.QuestForHealth.com and use the **Sign In** area to log in using the username and password you created
- Or, if you are a new user, please click the **Register Now** button in the **Sign Up Now** area to register
- After logging in or registering, and accepting the terms and conditions, click **Get Started** to go to the **Screening Homepage**



The screenshot shows the Quest Diagnostics Health & Wellness website. At the top left is the text "Health & Wellness". In the center is the Quest Diagnostics logo. On the right are links for "My Account", "Contact Us", and "Logout". Below the navigation is a green banner that says "Welcome, Sample Participant". The main content area features a large image of a man and a woman wearing helmets and backpacks, suggesting an outdoor activity. Overlaid on the right side of this image is a green box titled "Your Wellness Matters" containing the text "What is a Wellness Screening?" and "Why should I participate?". Below this text is a green button labeled "Get Started", which is pointed to by a red arrow. On the far left and right sides of the main content area are vertical bars labeled "WELCOME" and "YOUR SCREENING" respectively. At the bottom of the page is a footer with links for "About Us", "Contact Us", "FAQ", "Privacy Policy", and a copyright notice: "© 2000-2016 Quest Diagnostics Incorporated. All rights reserved."

1

- Click **Participate Now** to schedule your PSC appointment

The screenshot displays the Quest Diagnostics website interface. At the top left, the text "Health & Wellness" is visible. The Quest Diagnostics logo is centered at the top. On the right side of the top navigation bar, there are links for "My Account", "Contact Us", and "Logout".

The main content area features a large banner with the heading "Welcome, Sample Participant". Below this, a large image shows a woman smiling while a healthcare professional uses a scale. Overlaid on the right side of this image is a teal-colored box titled "Your Screening". Inside this box, the text reads: "Please select 'Participate Now' to schedule your upcoming screening." Below this text is a prominent green button labeled "Participate Now". A red arrow points directly to this button.

On the left side of the banner image, there is a vertical teal bar containing the text "WELCOME" and "YOUR SCREENING".

At the bottom of the page, a footer contains the following text: "About Us | Contact Us | FAQ | Privacy Policy | © 2000-2016 Quest Diagnostics Incorporated. All rights reserved."

2

- From your screening options, click the **Schedule a Screening** button in the **At A Patient Service Center** box

Health & Wellness



 My Account  Contact Us [Logout](#)

Schedule Your Screening

Welcome, Sample Participant

Your path to Health & Wellness starts here. To get started, select a screening option below, that is convenient for you.

AT A PATIENT SERVICE CENTER

Schedule a screening at a nearby Quest Diagnostics location.

[Schedule a Screening](#)

AT AN EVENT

Attend a wellness event at work or a location designated by your organization.

[Make an Appointment](#)

3

- Select the **Quest Diagnostics PSC location** where you'd like to complete your screening
 - Note: To search for PSC locations in other areas than your home zip code, simply change the zip code and click the arrow
- Click the green **Next** button

Health & Wellness **Quest Diagnostics** My Account Contact Us Logout

Schedule Screening

- 1 Sample Participant**
123 Sample Street
Sample, NY 21234
none@none.com
- 2 LOCATION:**
Quest Diagnostics (Harford Road)
- 3 TIME:**

21234 Walk-in without an appointment

Location	Distance
Quest Diagnostics (Harford Road PSC) 8035 Harford Road Suite B Baltimore, MD 21234 More Info	1 mi
Quest Diagnostics (Fairmount Avenue) 515 Fairmount Ave Suite 403 Towson, MD 21286 More Info	3 mi
Quest Diagnostics (Whitemarsh PSC) 8114 Sandpiper Cir Suite 112 Nottingham, MD 21236 More Info	4 mi
Quest Diagnostics (Seven Square Park PSC) 9110 Philadelphia Road Suite 212 Baltimore, MD 21237 More Info	4 mi
Quest Diagnostics (Lutherville) 1205 York Road Suite 45A Lutherville, MD 21093	5 mi


- Biometric measurements (height, weight, blood pressure) available at this location

Next







About Us | Contact Us | FAQ | Privacy Policy | © 2000-2016 Quest Diagnostics Incorporated. All rights reserved.

4

- Select the **Date** and the **Time** when you would like to complete your screening
- Click the green **Next** button

Health & Wellness  [My Account](#) [Contact Us](#) [Logout](#)

Schedule Screening

- 1**  **Sample Participant**
123 Sample Street
Sample, NY 21234
none@none.com 
- 2**  **LOCATION:**
Quest Diagnostics (Harford Road PSC) 
- 3**  **TIME:**
July 25, 10:00 AM 

Available times for Walk-in without an appointment
Quest Diagnostics

July						
Su	Mo	Tu	We	Th	Fr	Sa
					1	2
3	4	5	6	7	8	9
10	11	12	13	14	15	16
17	18	19	20	21	22	23
	24	25	26	27	28	29
30	31					

7:45 AM - 2:30 PM		
7:45 AM	9:45 AM	11:15 AM
8:15 AM	10:00 AM	11:30 AM
8:45 AM	10:15 AM	12:00 PM
9:00 AM	10:30 AM	1:30 PM
9:15 AM	10:45 AM	2:00 PM
9:30 AM	11:00 AM	2:30 PM

Is the perfect time not available? [Try a different location](#)

Next

[About Us](#) | [Contact Us](#) | [FAQ](#) | [Privacy Policy](#) | © 2000-2016 Quest Diagnostics Incorporated. All rights reserved.

5

- Verify that all the appointment details shown on the screen are accurate
- Click the green **Confirm** button
 - NOTE: Your appointment is **NOT scheduled** until you click the green **Confirm** button

Health & Wellness

Quest Diagnostics™

My Account Contact Us Logout

Schedule Screening

- 1 Sample Participant**
123 Sample Street
Sample, NY 21234
none@none.com ✓
- 2 LOCATION:**
Quest Diagnostics (Harford Road PSC) ✓
- 3 TIME:**
Jul 25, 10:00 AM ✓

Check your appointment details. Does everything look correct?

Send a reminder email 48 hours before my appointment

Confirm

Your appointment is not scheduled until you click confirm.

If the information on the left is not accurate, click on the appropriate section to update.

[About Us](#) | [Contact Us](#) | [FAQ](#) | [Privacy Policy](#) | © 2000-2016 Quest Diagnostics Incorporated. All rights reserved.

6

- Once your appointment has been scheduled you will arrive at the **Confirmation** screen
- Click the green **Download Appointment Calendar** link to add the appointment reminder to your calendar

Health & Wellness



My Account



Contact Us

Logout

Confirmation

Thank You Sample Participant! Your wellness screening has been scheduled.

Appointment [Reschedule](#) | [Cancel](#)

Monday, Dec 05, 2016 at 2:45 PM

Location:

Quest Diagnostics-Quivira
10550 Quivira Rd
Overland Park, KS 66215-2306
913-859-9248

[Download Appointment Calendar](#)

Prepare for Your Appointment

Do not eat or drink anything, except water, for 9-12 hours prior to the blood test.

Drink two glasses of water during the two hours prior to your blood test. Wear loose fitting sleeves.

Helpful Appointment Information

Your screening must be completed by Friday, Mar 17, 2017

For questions, contact the Health & Wellness Service Center: 1.855.623.9355



[Download Your Appointment Form](#)